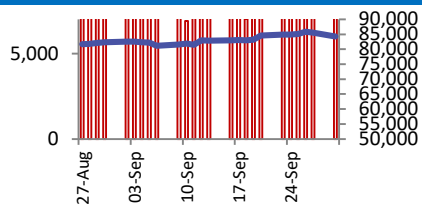
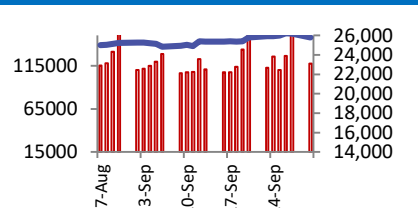


**BSE**



Open	85209
High	85360
Low	84257
Close	84300
Change	-1272
Volume (Lacs)	10239
Turnover (Rs.inCr)	8077

**NSE**



Open	26061
High	26135
Low	25794
Close	25811
Change	-368
Volume(Lacs)	47007
Turnover(Rs.in Cr)	117511

World Markets	Current	Previous	Pt. Chg	Var(%)
Dow	42330	42313	17	0.0%
Dow Futures	42632	42643	(11)	0.0%
Nasdaq	18189	18120	70	0.4%
FTSE	8237	8321	(84)	-1.0%
Nikkei	38476	37920	557	1.5%
Hang Seng	21134	21134	Closed	Closed
Gift Nifty	26001	25985	17	0.1%
Straits Singapore	3577	3585	(9)	-0.2%
South Korea	2593	2650	(57)	-2.1%
Taiwan	22359	22225	135	0.6%
Shanghai	3336	3336	Closed	Closed

Commodity Prices	Current	Previous	Pt. Chg	Var(%)
Copper (\$/MT)	9829	9983	(153.5)	-1.5%
Alumin (\$/MT)	2612	2647	(35.0)	-1.3%
Zinc (\$/MT)	3091	3090	1.5	0.0%
Brent Crude (\$/bbl)	71.8	71.7	0.1	0.2%
Gold (\$/Ounce)	2636	2635	1.3	0.0%
Silver (\$/Ounce)	31.3	31.2	0.1	0.4%
Light Crude (\$/bbl)	68.3	68.2	0.1	0.2%
N G (\$/mmbtu)	2.9	2.9	(0.0)	-0.9%
Sugar (\$/MT)	577.5	576.2	1.3	0.2%
Rubber (Rs./kg)	225.0	226.0	(1.0)	-0.4%
Baltic Dry Index	2084	2110	(26.0)	-1.2%

Currency Exchange Rate	Current	Previous	Var(%)
Rs./\$ rate	83.80	83.70	0.12%
Rs./ Euro	93.77	93.41	0.38%
Rs./Chinese Yuan	11.94	11.94	0.01%
Yen /\$ rate	144.15	143.63	0.36%
\$ US/Euro	1.11	1.11	0.04%

Dollar Index	Current	Previous	Var(%)
Dollar Index	105.26	105.28	-0.02%

Support/ Resistance Levels for Today		
	Nifty	Bank Nifty Fut
Support 1	25740	53240
Support 2	25670	53000
Resistance	25870	53670

Securities in Ban For Trade	
BALRAMCHIN	BANDHANBNK
HINDCOPPER	RBLBANK

**Market Review**

**US:** US stocks bid farewell to the month and the quarter with fresh records as investors reacted to Federal Reserve Chair Jerome Powell vowing to do what it takes to keep the economy humming, while signaling he won't rush future rate cuts.

**Asia:** Asian markets started the week on a positive note on Tuesday, with most indices trading higher. This movement comes after comments from Federal Reserve Chair Jerome Powell suggested that recent cuts made by the US central bank should not be viewed as an indication of future aggressive moves.

**India:** India's benchmark stock indices recorded their worst day in nearly two months on Monday, tracking sharp falls in heavyweights Reliance Industries Ltd. and ICICI Bank Ltd. amid heightened geopolitical tension in the Middle East. **Market is expected to open on a flattish note and likely to witness range bound move during the day.**

**Global Economy:** Australian retail sales experienced a stronger-than-expected rebound in Aug'24, rising by 0.7% from July. This uptick surpassed analysts' predictions of a 0.4% increase. The unusually warm weather played a key role, prompting consumers to start their spring shopping early, with a surge in purchases of summer clothing, outdoor dining items, and camping gear. On a yearly basis, sales climbed 3.1% to A\$36.5bn (\$25.26bn), though this growth remains modest considering Australia's rapid population expansion. The Reserve Bank of Australia's (RBA) efforts to curb inflation by raising interest rates to 4.35% since May'22 seem to be taking effect, with headline inflation slowing to 2.7% in August, within the target range of 2-3%, partly due to government electricity rebates.

Japan's jobless rate in August fell to 2.5% from 2.7% in July. The seasonally adjusted unemployment rate compared with economists' median forecast of 2.6%. The jobs-to-applicants ratio in August declined to 1.23 from 1.24 July, separate labour ministry data showed. The median forecast was for 1.24.

**Commodities:** Gold price held its ground on Tuesday, following a decline of nearly 1% in the previous session, as investors awaited upcoming U.S. data for insights on potential interest rate cuts this year.

Oil prices were steady on Tuesday as the prospect of additional supply entering the market amid lacklustre global demand growth offset concerns that the escalating Middle East conflict could disrupt exports in the key producing region.

**Currency:** The U.S. dollar gained against major peers on Tuesday after Federal Reserve Chair Jerome Powell pushed back overnight against bets on more supersized interest rate cuts.

FII Derivative Transactions (Rs. Cr)

Contracts	Purchase		Sell		Net	Open Interest (OI)		OI (Previous day)		Change	
	Contract	Value	Contract	Value	Value	Contract	Value	Contract	Value	Contract	Value
Index Future	41341	2800	64485	4502	(1702)	548905	36473	573781	38694	(24876)	(2221)
Index Option	32691668	2255248	32982231	2269045	(13797)	8360618	576998	6770508	474275	1590110	102723
Stock Future	353778	29066	466464	37886	(8820)	4311182	349993	4244464	348713	66718	1280
Stock Option	444878	37021	439289	36446	575	406189	33198	326762	27006	79427	6192
<b>Total</b>	<b>33531665</b>	<b>2324135</b>	<b>33952469</b>	<b>2347879</b>	<b>(23744)</b>	<b>13626894</b>	<b>996662</b>	<b>11915515</b>	<b>888688</b>	<b>1711379</b>	<b>107974</b>

FII All Activity-BBG (Rs Cr)	Buy	Sell	Net
23-Sep-24	13965	11933	2032
24-Sep-24	22005	23460	(1454)
25-Sep-24	15769	16405	(637)
26-Sep-24	32483	23945	8538
27-Sep-24	28827	28463	364
<b>Month to date- Sep</b>	<b>414592</b>	<b>358372</b>	<b>56220</b>
FII (Prov.) (Rs Cr)	Buy	Sell	Net
24-Sep-24	20111	22896	(2784)
25-Sep-24	15087	16061	(974)
26-Sep-24	26421	25791	630
27-Sep-24	26136	27345	(1209)
30-Sep-24	16621	26413	(9792)
<b>Month to date-Sep</b>	<b>392833</b>	<b>379894</b>	<b>12940</b>
DII (Prov.) (Rs. Cr)	Buy	Sell	Net
24-Sep-24	15940	12071	3868
25-Sep-24	12899	11120	1779
26-Sep-24	15461	13056	2405
27-Sep-24	50043	43156	6887
30-Sep-24	17881	11235	6646
<b>Month to date-Sep</b>	<b>318959</b>	<b>287099</b>	<b>31860</b>
FII Debt - BBG (Rs. Cr)	Buy	Sell	Net
23-Sep-24	2672	864	1808
24-Sep-24	2106	1434	673
25-Sep-24	2791	1782	1009
26-Sep-24	1949	3203	(1254)
27-Sep-24	3072	1665	1406
<b>Month to date- Sep</b>	<b>47112</b>	<b>22846</b>	<b>24266</b>

Market Breadth	BSE		NSE	
	No.	%	No.	%
Advance	1749	42%	1088	38%
Decline	2306	55%	1701	60%
Unchanged	138	3%	54	2%

Market Turnover	30-Sep	27-Sep	Var (%)
BSE Cash	8077	10352	-22%
NSE Cash	117511	172476	-32%
NSE Futures	167983	184617	-9%
NSE Options	33251046	13110059	154%
<b>Total (Rs.Cr)</b>	<b>33544618</b>	<b>13477504</b>	<b>149%</b>

Volatility Index	30-Sep	27-Sep
Volatility Index	12.79	11.96

Index PE - TTM	30-Sep	Yr. High	Yr. Low
Sensex	24.8	26.0	21.8
Nifty	24.3	28.8	20.3

Corporate News

**Kalpataru Projects Wins Rs 1,241-Crore Orders In India And Overseas Market**

Infrastructure major Kalpataru Projects International Ltd. on Monday said it has cumulatively bagged orders worth Rs 1,241 crore from Indian and overseas market. These include orders in the transmission and distribution business from the domestic and foreign clients, and orders related to residential commercial building projects in India. The fresh order wins have taken the company's year-to-date order inflows to over Rs 11,000 crore, said Manish Mohnot, the managing director and chief executive officer of Kalpataru Projects. (BQ)

**IPCA Arm To Offload Nine ANDAs To Unichem India For \$2.65 Million**

Bayshore Pharmaceuticals LLC., a subsidiary of IPCA Laboratories Ltd., is set to sell the rights, titles and interest in the product approvals and goodwill associated with nine of its abbreviated new drug applications to Unichem Laboratories Ltd. for a total sum of \$2.65 million. This is to be done through an asset sale agreement, which will be subject to necessary consents or approvals from Unichem India and was approved by the board of directors of the US-based company. (BQ)

Economy

**Industrial sector growing at fast pace, India can now aim 9% growth: NITI Aayog CEO**

India's industrial sector is growing at a fast pace and the country can now aim to achieve 9 per cent plus economic growth. Addressing a press conference here after release of Annual Survey of Industries (ASI) by Ministry of Statistics and Programme Implementation (MoSPI), Subrahmanyam said India's manufacturing sector has been generating sufficient number of jobs. (ET)

**States suggest employment data creation, adoption of focused approach for creating quality jobs**

Several states on Monday called for creation of employment data and adoption of a focused approach for creating quality jobs. The suggestions were made at the fifth regional meeting of the Union Ministry of Labour and Employment with all states and Union Territories. (ET)

International

**Amazon wins partial dismissal of US antitrust lawsuit**

Amazon.com Inc won partial dismissal of a U.S. Federal Trade Commission lawsuit accusing it of maintaining illegal monopolies, though the details of the ruling by a federal court in Seattle on Monday were not immediately clear. (Inv)

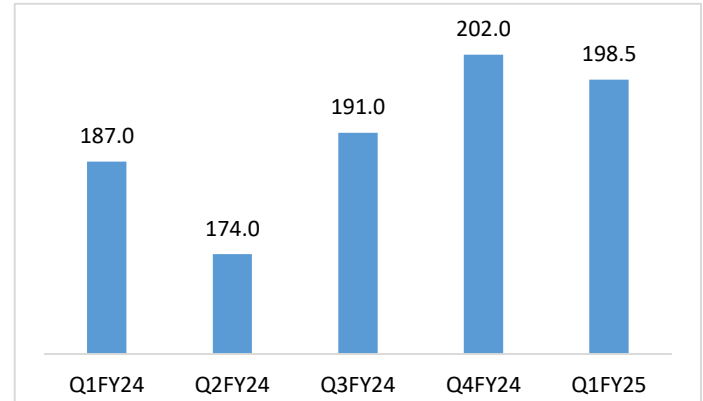
Top 5 Nifty Gainers	30-Sep	27-Sep	Var(%)
JSWSTEEL	1030	1002	2.8%
LTIM	6244	6136	1.8%
NTPC	443	437	1.4%
HINDALCO	756	747	1.2%
TATASTEEL	169	167	1.2%
Top 5 Nifty Losers	30-Sep	27-Sep	Var(%)
HEROMOTOCO	5712	5957	-4.1%
RELIANCE	2953	3052	-3.2%
AXISBANK	1232	1273	-3.2%
M&M	3095	3184	-2.8%
ICICIBANK	1273	1307	-2.6%

BSE Index Watch	Last	1 day	1 wk	1 mth	1 yr
SENSEX	84300	-1.5%	-0.7%	2.3%	28.1%
MIDCAP	49352	-0.3%	-0.3%	0.6%	52.6%
SMLCAP	57131	0.1%	-0.6%	2.0%	52.1%
AUTO	61051	-1.9%	0.9%	3.4%	66.7%
BANKEKX	60038	-1.8%	-2.1%	3.0%	19.7%
Capital Goods	73107	-0.8%	-1.1%	-0.1%	53.2%
FMCG	23788	-0.4%	-1.1%	3.3%	27.3%
Health Care	44236	-0.5%	0.0%	2.5%	55.2%
IT	42370	-1.0%	-0.5%	-2.6%	32.1%
METAL	34609	1.1%	7.6%	6.6%	49.1%
Oil & Gas	31835	-0.2%	3.4%	-3.5%	67.3%
Power	8652	-0.5%	0.9%	5.1%	85.7%
Realty	8593	-1.8%	-2.3%	4.4%	86.6%

NSE USD Futures	30-Sep	27-Sep	Var (%)
Sept Expiry (Rs./\$)	83.87	86.19	-2.7%
Oct Expiry (Rs./\$)	83.99	83.75	0.3%
Total Turnover (Rs. Crore)	3067	1402	119%

Sectors	TTM PE
Auto	36.23
Auto Ancillary	56.7
Banking	15.24
Engineering	45.44
Cement	87.66
Diamonds & Jewellery	54.19
Housing Finance	27.46
Infrastructure & Const	36.1
Metals-Aluminium	38.89
Metal – Steel	20.82
Oil Expl.	16.62
Pharma	11.69
Power – Gen. Supp.	47.15
Information Tech.	28.74
Sugar	24.13
Telecom Serv. Prov.	91.72
Tyres	29.23

**Coal India Ltd. quarterly offtake (in MT)**  
(Source: Company Data)



10 year G-Sec Yield	Current	Previous	Change
US	3.78%	3.78%	(0) bps
Japan	0.86%	0.86%	(0) bps
India	6.75%	6.76%	(1) bps
UK	4.00%	3.98%	3 bps
Libor 3 Mths	4.85%	4.87%	(1) bps

Indian Eco Data	Current	Previous	Var(%)
Forex Reserve (US\$ in bn)	654	652	0.3%
Inflation - WPI	1.31%	2.04%	(73) bps
Inflation - CPI	3.65%	3.60%	5 bps

India GDP	Q1FY25	Q4FY24	Var(%)
Growth	6.70%	7.76%	(106)bps

Monetary Policy	Current	Previous	Change
Repo Rate	6.50%	6.50%	0 bps
Reverse Repo Rate	3.35%	3.35%	0 bps
CRR	4.50%	4.50%	0 bps
O/S Banking System Liquidity (Rs bn)	1018	1018	(0.7)

IIP Growth %	Jul-24	Jul-23	Apr-Feb
IIP	4.8	6.2	5.5
Mining	3.7	10.7	6.8
Manufacturing	4.6	5.3	4.5
Electricity	7.9	8.0	9.0





**Bulk Deal As On 30/09/24**

BSE					
Security Code	Security Name	Client Name	Deal	Quantity	Price
538351	AFEL	CHETANBHAIRUGNATHBHAIMATHOLIYA	B	83900	17.28
538351	AFEL	CHHAVI YADAV	B	130000	17.28
538351	AFEL	DEEP ANILKUMAR SANGHVI	B	115000	17.28
538351	AFEL	GREEN PEAKS ENTERPRISES LLP	S	78001	17.28
538351	AFEL	KAUSHAL HITESHBHAI PARIKH	B	75505	17.97
538351	AFEL	RAJWANTIBEN BHAVESHKUMAR DHAMELIYA	B	90000	17.28
538351	AFEL	RDS CORPORATE SERVICES PRIVATE LIMITED	S	183054	17.28
538351	AFEL	SEIFER RICHARD MASCARENHAS	B	250000	17.77
538351	AFEL	SHAILESH DHAMELIYA	B	160000	17.28
544183	ASSOCIATED	AKANKSHASHARMA	B	10000	220.25
544183	ASSOCIATED	SHERWOOD SECURITIES PVT LTD	S	39000	221.5
513422	BLOIN	GENESIS GRAND GENERAL TRADING L.L.C	S	200000	39.43
513422	BLOIN	VARADA TRADING PRIVATE LIMITED	B	183824	39.43
530609	CARNATIN	JAYANTILAL BABULAL RANKA	B	20000	7.15
530609	CARNATIN	SAJAL KUMAR KUNDU	S	20000	7.15
534732	CASPIAN	SUMATHI INFRA TECH PRIVATE LIMITED	S	1600490	21.72
539559	DDIL	BHAVISHYA ECOMMERCE PRIVATE LIMITED	S	542132	9.62
543516	DHYAANITR	AKASH GOYAL	S	134400	29.15
543516	DHYAANITR	AKASH GOYAL	B	134400	29.53
543516	DHYAANITR	ARPNA DINESH LODHA	B	25200	28.6
543516	DHYAANITR	BHAVIN INDRAJIT PARIKH	B	252000	30
543516	DHYAANITR	KRISHNA TRADE FINANCE	S	151200	29.98
543516	DHYAANITR	OSWAL INFRASTRUCTURE LIMITED	S	100800	28.68
543516	DHYAANITR	POOJA KOCHAR	B	84000	30.05
543516	DHYAANITR	USHA RANI	S	25200	28.96
543516	DHYAANITR	VIKAS CHAUDHARY (HUF)	B	28000	30.05
543516	DHYAANITR	VINAY KUMAR TEKRIWAL HUF	B	22400	30.09
543516	DHYAANITR	VIVEK PARASMAL DOSHI	S	89600	28.83
531486	FILME	PRITHVI FINMART PRIVATE LIMITED	S	183000	3.89
505336	HARSHILAGR	RAJKUMAR BABUBHAI GODHA	B	100000	77.77
539697	HILIKS	JAYAKUMAR A	S	31511	51.45
509895	HINDMILL	YOGESH UTTAMLAL MEHTA	S	12404	207.31
502901	JAMSHRI	F3 ADVISORS PRIVATE LIMITED	S	39574	186.5
544221	KIZI	BONANZA PORTFOLIO LIMITED	S	48000	36.64
544221	KIZI	JAISWAL	B	66000	36.72
514060	MARKOBENZ	PRASHANT NATWARLAL LAKHANI	S	204422	15.49
540519	MEERA	BIJAL DHARMESHBHAI DESAI	S	88000	113.65
540519	MEERA	GREEN PEAKS ENTERPRISES LLP	S	54003	113.65
540519	MEERA	GREEN PEAKS ENTERPRISES LLP	B	36014	113.65
540519	MEERA	MULTIPLIER SHARE & STOCK ADVISORS PRIVATE LIMITED	S	57000	113.65
540519	MEERA	MULTIPLIER SHARE & STOCK ADVISORS PRIVATE LIMITED	B	115000	113.65
540243	NEWLIGHT	KAUSHAL HITESHBHAI PARIKH	S	72030	67.83
540243	NEWLIGHT	MULTIPLIER SHARE & STOCK ADVISORS PRIVATE LIMITED	B	50000	67.83
540243	NEWLIGHT	RDS CORPORATE SERVICES PRIVATE LIMITED	S	89041	67.83
540243	NEWLIGHT	SANTOSH KUMAR KUSHAWAHA	S	25361	67.83
540243	NEWLIGHT	SANTOSH KUMAR KUSHAWAHA	B	101000	67.83
540243	NEWLIGHT	SHAILESH DHAMELIYA	S	52017	67.83
540243	NEWLIGHT	SMITA KHURANA	B	101212	67.83
504378	NYSSACORP	PANKAJ .	B	192900	17.79
531157	ORGOAT	JMKD BROKING PRIVATE LIMITED	B	50000	18.13
531157	ORGOAT	SANJAY B SHAH (HUF)	S	50000	18.13

531512	ORIENTTR	ANISA ALNASIR GILANI	B	107421	14.62
531512	ORIENTTR	DAMINI COMMOALES LLP	S	135658	14.1
531512	ORIENTTR	DAMINI COMMOALES LLP	B	39367	13.99
531512	ORIENTTR	NIKHILESH TRADERS LLP .	B	196068	14.24
531512	ORIENTTR	SAROJBEN BABULAL SHAH	S	80000	14.62
531395	PADAMCO	NIRAJ RAJNIKANT SHAH	B	25000	111.81
540404	PRIMEFRESH	N H TIME INVESTMENTS RESEARCH PRIVATE LIMITED	S	126750	202.01
519299	PRIMIND	HARNEESH KAUR ARORA	S	104334	175.01
512591	PULSRIN	COMFORT ADVERTISING PVT LTD	S	241854	15.88
512591	PULSRIN	COMFORT ADVERTISING PVT LTD	B	606570	16.63
512591	PULSRIN	NITINKUMAR RAMESHBHAI MALI	S	440000	16.77
540065	RBLBANK	CRONUS MERCHANDISE LLP	B	7511767	203
540065	RBLBANK	CRONUS MERCHANDISE LLP	B	7511767	203
540065	RBLBANK	HYDRA TRADING PRIVATE LIMITED	S	7511767	203
540065	RBLBANK	HYDRA TRADING PRIVATE LIMITED	S	7511767	203
519097	RITESHIN	SHAH DIPAK KANAYALAL	B	50000	33.57
542145	RONI	ASHWIN NITIN BIDKAR	S	43200	59
542145	RONI	PRATISHEK VIJAY KABRA	B	43200	59
544257	SAFE	MULTIPLIER SHARE & STOCK ADVISORS PRIVATE LIMITED	S	144000	71.01
544257	SAFE	MULTIPLIER SHARE & STOCK ADVISORS PRIVATE LIMITED	B	30000	64.3
544257	SAFE	NARENDRA KUMAR CHANDNANI	B	33000	69.78
544257	SAFE	SETU SECURITIES PVT. LTD.	S	30000	68.95
544257	SAFE	SETU SECURITIES PVT. LTD.	B	33000	64.25
544257	SAFE	SHREE BAHUBALI INTERNATIONAL LTD	B	30000	64.29
544257	SAFE	SITNEM TRADING AND INVESTMENT PVT LTD	B	39000	64.25
544257	SAFE	STOCK VERTEX VENTURES	B	30000	71.01
544257	SAFE	SUSHIL KUMAR AGARWAL	B	33000	64.25
544257	SAFE	VIJIT TRADING	S	30000	71.01
544257	SAFE	VINAY CHANDNANI HUF	B	33000	69.78
531797	SCANPRO	CHANDERPUR INDUSTRIES PRIVATE LIMITED	S	18529	62.9
500285	SPICEJET	PLUTUS WEALTH MANAGEMENT LLP	B	8500000	59.95
540914	SRUSTEELS	GAURANG ABHAYKUMAR NATHWANI	S	235805	8.97
540914	SRUSTEELS	GRISHMABEN GAURANGBHAI DAGLI	B	365000	9.02
540914	SRUSTEELS	RESHMA GAURANGBHAI NATHVANI	S	149600	8.97
540914	SRUSTEELS	RUPABEN BIPINBHAI NATHWANI	S	70705	8.97
540914	SRUSTEELS	SHREE SADGURU INVESTMENTS	S	190332	8.97
540914	SRUSTEELS	SHUBHAM KUMAR	S	86196	9.09
540914	SRUSTEELS	SHUBHAM KUMAR	B	86196	8.97
540914	SRUSTEELS	SRESTHA FINVEST LIMITED	S	592275	9.04
540914	SRUSTEELS	SRESTHA FINVEST LIMITED	B	602935	9.06
511700	STANCAP	DOLFIN MERCHANTS PRIVATE LIMITED	S	29200000	1.67
511700	STANCAP	FLASH MERCHANDISE PRIVATE LIMITED	S	17250000	1.67
538733	STARLIT	PCM POWER GENERATION PRIVATE LIMITED	S	93632	3.4
543745	SVS	YELLOWSTONE VENTURES LLP	S	180000	18.96
540108	TIAANC	PHOOL DEVI GHOSAL	B	284499	3.96
540108	TIAANC	RAMASWAMY PEDINEKALUVA	S	122807	4
539040	TTIL	DAMINI COMMOALES LLP	S	2629	17.35
539040	TTIL	DAMINI COMMOALES LLP	B	134754	16.12
532035	UNISTRMU	SUVENI ENTERPRISES LLP	S	205640	7.66
543623	VEDANTASSET	GLOBALWORTH SECURITIES LIMITED	S	24000	118.72
543623	VEDANTASSET	STOCK VERTEX VENTURES	S	15000	107.42
543623	VEDANTASSET	VEDANSH MEHTA	B	33000	113.94
506122	VOLKAI	SANTOSH KUMAR KUSHAWAHA	B	4941	309.87

NSE

Security Code	Security Name	Client Name	Deal	Quantity	Price
AUSL	Aditya Ultra Steel Ltd	STEPTRADE REVOLUTION FUND	SELL	178000	58.9
AGARWALFT	Agarwal Float Glass I Ltd	MANISH GROVER	BUY	39000	95.08
AGARWALFT	Agarwal Float Glass I Ltd	UMA SHANKAR AGARWAL	SELL	105000	94.43
ALPA	Alpa Laboratories Limited	PRADEEP KUMAR JAIN	SELL	125141	138.81
AVIANSH	Avi Ansh Textile Limited	MANSI SHARE AND STOCK ADVISORS PVT LTD	SELL	94000	67.6
BAJAJ-AUTO	Bajaj Auto Limited	BACHHRAJ & CO PRIVATE LIMITED	BUY	39000	12350
BAJAJ-AUTO	Bajaj Auto Limited	NEELIMA BAJAJ FAMILY TRUST	SELL	39000	12350
BAJAJFINSV	Bajaj Finserv Limited	BACHHRAJ & CO PRIVATE LIMITED	BUY	1000000	1985
BAJAJFINSV	Bajaj Finserv Limited	KUMUD NEELIMA FAMILY TRUST	SELL	500000	1985
BAJAJFINSV	Bajaj Finserv Limited	KUMUD NIMISHA FAMILY TRUST	SELL	500000	1985
BMETRICS	Bombay Metrics S C Ltd	HARSHWARDHAN HEMANT PISAL	SELL	30800	131.46
CLEUCATE	CL Educate Limited	GPE (INDIA) LTD	SELL	400000	115
CYIENTDLM	Cyient DLM Limited	HDFC MUTUAL FUND	BUY	400000	667
CYIENTDLM	Cyient DLM Limited	MORGAN STANLEY ASIA SINGAPORE PTE - ODI	SELL	434017	667
ESFL	Essen Speciality Films L	VPK GLOBAL VENTURES FUND - SCHEME 1	SELL	159600	454.9
FELIX	Felix Industries Ltd.	ALOK KUMAR (HUF)	SELL	117000	278.77
GATECH	GACM Technologies Limited	AGARWAL RUMIT .	SELL	5975000	0.84
GAJANAND	Gajanand International L	MULTIPLIER SHARE & STOCK ADVISORS PRIVATE LIMITED	SELL	99000	28.1
HINDOILEXP	Hind. Oil Exploration	BOFA SECURITIES EUROPE SA	BUY	714537	230
HINDOILEXP	Hind. Oil Exploration	RAMASAMY JEEVANANDAM	SELL	800000	230.05
KALANA	Kalana Ispat Limited	STATSOL RESEARCH LLP	SELL	72000	52.2
KALANA	Kalana Ispat Limited	STCI PRIMARY DEALER LIMITED	SELL	82000	49.16
MOXSH	Moxsh Overseas Educon L	CHIRAG DAMJIBHAI KATRODIYA	BUY	13600	194.34
NARMA-RE	Narmada Agrobases Limited	SHATRUSODAN	BUY	176459	2.04
OSELDEVICE	Osel Devices Limited	MULTIPLIER SHARE & STOCK ADVISORS PRIVATE LIMITED	SELL	136800	187.29
PRITIKAUTO	Pritika Auto Indus Ltd	HARPREET SINGH NIBBER	SELL	1900000	26.65
QVCEL	QVC Exports Limited	MANSI SHARE AND STOCK ADVISORS PVT LTD	SELL	80000	57.9
RAJMET	Rajnandini Metal Limited	HET RAM	SELL	5800000	10.08
RAPPID	Rappid Valves (India) Ltd	MANISH GROVER	BUY	30000	304.82
RAPPID	Rappid Valves (India) Ltd	MANOJ AGARWAL	BUY	88800	313.76
RAPPID	Rappid Valves (India) Ltd	SHRIPAL V VORA (HUF)	BUY	54000	312
SDREAMS	S D Retail Limited	SHETH BHARAT J.	BUY	144000	158.4
SERVICE	Service Care Limited	NEOMILE CORPORATE ADVISORY LIMITED	SELL	492000	78
SERVICE	Service Care Limited	UPADHYAYA AJAY SHIV NARAYAN	BUY	500000	78
TIRUPATI	Shree Tirupati Balajee	SHREE TIRUPATI BALAJEE AGRO TRADING COMPANY PRIVATE LIMITED	BUY	160000	745.27
SIMPLEXINF	Simplex Infrastructures L	NEW BERRY ADVISORS LTD	SELL	322472	245.23
SPECTSTM	Spectrum Talent Mgmt Ltd	SAROJ GUPTA	BUY	150400	134.54
SPECTSTM	Spectrum Talent Mgmt Ltd	VIKAS PODDAR	SELL	140000	134.1
SUPREMEINF	Supreme Infrastructure In	CLARICENT ADVISORY SERVICES LLP	SELL	250000	102.47
SUPREMEINF	Supreme Infrastructure In	MILLENNIUM STOCK BROKING PVT LTD	BUY	475000	102.47
SUPREMEINF	Supreme Infrastructure In	SARAOGI SUSHILA	SELL	200000	102.47
SGIL-RE	Synergy Green Ind. Ltd	ANTARIKSH MODI	BUY	25000	79.99
SGIL-RE	Synergy Green Ind. Ltd	ASHISH CHUGH	BUY	14000	79.96
SGIL-RE	Synergy Green Ind. Ltd	DIYA INVESTMENTS	BUY	15000	79.85
SGIL-RE	Synergy Green Ind. Ltd	KANTA DEVI SAMDARIA	SELL	10000	79
SGIL-RE	Synergy Green Ind. Ltd	PRANJAL AGRAWAL	BUY	50000	79.68
SGIL-RE	Synergy Green Ind. Ltd	ROHA ASSET MANAGERS LLP	BUY	100000	80
SGIL-RE	Synergy Green Ind. Ltd	S B RESHELLERS PRIVATE LIMITED	SELL	196699	79.17
SGIL-RE	Synergy Green Ind. Ltd	SAMTA FAMILY PRIVATE TRUST	BUY	8000	76.68
SGIL-RE	Synergy Green Ind. Ltd	YOGESH CHOUADHARY	BUY	25000	79.57
THOMASCOTT	Thomas Scott (India) Ltd	BHOOTRA BHANWAR LAL	SELL	65000	238.39
TRENT	Trent Ltd.	DODONA HOLDINGS LIMITED	SELL	1083570	7465

TRENT	Trent Ltd.	SIDDHARTHA YOG	BUY	1083570	7465
UNIVASTU	Univ astu India Limited	COMPANY SHIVAAY TRADING	BUY	58989	215
UNIVASTU	Univ astu India Limited	INDRA KUMAR BAGRI	SELL	105000	206.93
VSCL	Vadivarhe Spclty Chem Ltd	MAHADEV MANUBHAI MAKVANA	BUY	150000	50.4
VSCL	Vadivarhe Spclty Chem Ltd	SUNIL HARIPANT POPHALE	SELL	399000	50.41
VIPULLTD	Vipul Limited	7M DEVELOPERS LLP	BUY	1000000	34.5
VIPULLTD	Vipul Limited	BRIDGE INDIA FUND	BUY	1548257	34.5
VIPULLTD	Vipul Limited	MARWADI SHARES AND FINANCE LTD.	BUY	1751000	34.4
VIPULLTD	Vipul Limited	MONEYPLANT GOLD & JEWELLERY TRADING L.L.C	BUY	1200000	34.5
VIPULLTD	Vipul Limited	NISCHAY HOUSING PRIVATE LIMITED	BUY	1150000	34.5
VIPULLTD	Vipul Limited	PUNIT BERIWALA HUF	SELL	1934163	34.5
VIPULLTD	Vipul Limited	SETU SECURITIES PRIVATE LIMITED	BUY	750000	34.5
VIPULLTD	Vipul Limited	SHRI BAJRANG COMMODITY	BUY	725000	34.5
VIPULLTD	Vipul Limited	SRESTHA FINVEST LIMITED	BUY	1100000	34.47
VIPULLTD	Vipul Limited	SUMARG EDUCATION RESOURCES PRIVATE LIMITED	BUY	1450000	34.5
VIPULLTD	Vipul Limited	SUNITA BERIWALA	SELL	12915971	34.46
VIPULLTD	Vipul Limited	ZETA GLOBAL FUNDS (OEIC) PCC LIMITED - ZETA SERIES B FUND PC	BUY	1527000	34.5
IDEA	Vodafone Idea Limited	FINDOC INVESTMART PRIVATE LIMITED	BUY	9999999	10.32
IDEA	Vodafone Idea Limited	TRANS GALACTIC TRADING FZ	SELL	9999999	10.32
WOL3D	Wol 3D India Limited	VIJIT GLOBAL SECURITIES PRIVATE LIMITED	BUY	75000	180.05



**Disclosure:**

Research Reports that are published by Nirmal Bang Securities Private Limited (hereinafter referred to as "NBSPL") are for private circulation only. NBSPL is a registered Research Analyst under SEBI (Research Analyst) Regulations, 2014 having Registration no. INH000001766. NBSPL is also a registered Stock Broker with National Stock Exchange of India Limited, BSE Limited, Metropolitan Stock Exchange of India Limited, Multi Commodity Exchange of India Limited and , National Commodity and Derivative Exchange Limited in Capital Market , Equity and Commodities derivatives segments and Currency Derivatives Segment .

NBSPL has other business divisions with independent research teams separated by Chinese walls, and therefore may, at times, have different or contrary views on stocks and markets.

NBSPL or its associates have not been debarred / suspended by SEBI or any other regulatory authority for accessing / dealing in securities Market since last 20 years. NBSPL, its associates or analyst or his relatives do not hold any financial interest (Except Investment) in the subject company. NBSPL or its associates or Analyst do not have any conflict or material conflict of interest at the time of publication of the research report with the subject company. NBSPL or its associates or Analyst or his relatives may or may not hold beneficial ownership of 1% or more in the subject company at the end of the month immediately preceding the date of publication of this research report.

NBSPL or its associates / analyst has not received any compensation / managed or co-managed public offering of securities of the company covered by Analyst during the past twelve months. NBSPL or its associates have not received any compensation or other benefits from the company covered by Analyst or third party in connection with the research report. Analyst has not served as an officer, director or employee of Subject Company. NBSPL / analyst has not been engaged in market making activity of the subject company.

**Analyst Certification:** The research analysts and authors of these reports, hereby certify that the views expressed in this research report accurately reflects my/our personal views about the subject securities, issuers, products, sectors or industries. It is also certified that no part of the compensation of the analyst(s) was, is, or will be directly or indirectly related to the inclusion of specific recommendations or views in this research. The analyst(s) principally responsible for the preparation of this research report and has taken reasonable care to achieve and maintain independence and objectivity in making any recommendations.

**Disclaimer:**

The Research Report is for the personal information of the authorized recipient and does not construe to be any investment, legal or taxation advice. NBSPL is not soliciting any action based upon it. Nothing in the research report shall be construed as a solicitation to buy or sell any security or product, or to engage in or refrain from engaging in any such transaction. In preparing the research report, we did not take into account the investment objectives, financial situation and particular needs of the reader.

The research report has been prepared for the general use of the clients of NBSPL and must not be copied, either in whole or in part, or distributed or redistributed to any other person in any form. If you are not the intended recipient you must not use or disclose the information in the research report in any way. Though disseminated to all the customers simultaneously, not all customers may receive the research report at the same time. NBSPL will not treat recipients as customers by virtue of their receiving the research report. The research report is not directed or intended for distribution to or use by any person or entity resident in a state, country or any jurisdiction, where such distribution, publication, availability or use would be contrary to law, regulation or which would subject NBSPL & its group companies to registration or licensing requirements within such jurisdictions.

The report is based on the information obtained from sources believed to be reliable, but we do not make any representation or warranty that it is accurate, complete or up-to-date and it should not be relied upon as such. We accept no obligation to correct or update the information or opinions in it. NBSPL or any of its affiliates or employees shall not be in any way responsible for any loss or damage that may arise to any person from any inadvertent error in the information contained in the research report. NBSPL or any of its affiliates or employees do not provide, at any time, any express or implied warranty of any kind, regarding any matter pertaining to this report, including without limitation the implied warranties of merchantability, fitness for a particular purpose, and non-infringement. The recipients of the research report should rely on their own investigations.

This information is subject to change without any prior notice. NBSPL reserves its absolute discretion and right to make or refrain from making modifications and alterations to this statement from time to time. Nevertheless, NBSPL is committed to providing independent and transparent recommendations to its clients, and would be happy to provide information in response to specific client queries.

Before making an investment decision on the basis of research report, the reader needs to consider, with or without the assistance of an adviser, whether the advice is appropriate in light of their particular investment needs, objectives and financial circumstances. There are risks involved in securities trading. The price of securities can and does fluctuate, and an individual security may even become valueless. International investors are reminded of the additional risks inherent in international investments, such as currency fluctuations and international stock market or economic conditions, which may adversely affect the value of the investment. Opinions expressed are subject to change without any notice. Neither the company nor the director or the employees of NBSPL accept any liability whatsoever for any direct, indirect, consequential or other loss arising from any use of the research report and/or further communication in relation to the research report. Here it may be noted that neither NBSPL, nor its directors, employees, agents or representatives shall be liable for any damages whether direct or indirect, incidental, special or consequential including lost revenue or lost profit that may arise from or in connection with the use of the information contained in the research report.

Copyright of this document vests exclusively with NBSPL.

Our reports are also available on our website

Registration granted by SEBI and certification from NISM in no way guarantee performance of NBSPL or provide any assurance of returns to investors.

**Nirmal Bang Research (Division of Nirmal Bang Securities Pvt. Ltd.)**

B-2, 301/302, Marathon Innova,  
Opp. Peninsula Corporate Park  
Off. Ganpatrao Kadam Marg  
Lower Parel(W), Mumbai-400013  
Board No. : 91 22 6723 8000/8001  
Fax. : 022 6723 8010